


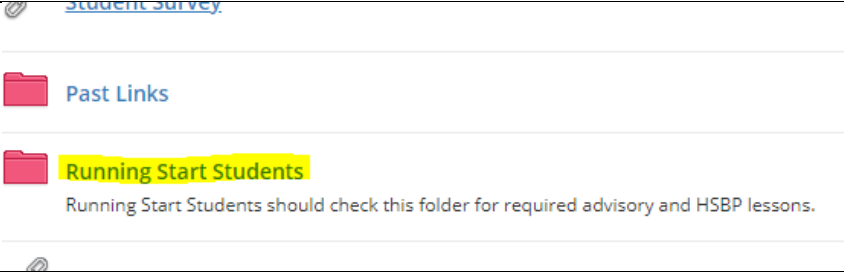
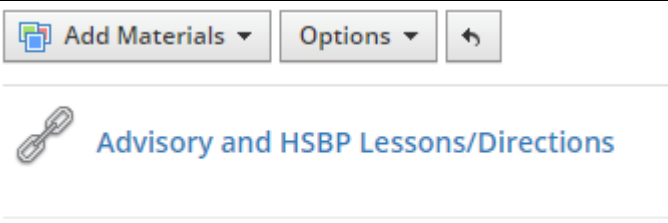


Running Start High School and Beyond Plan Directions

<p>1. From the ClassLink Platform, click on the Schoology Icon</p>		
<p>2. Click on “courses” at the top of your screen.</p>		
<p>3. You will see a course titled “PRIDE Time” Click here.</p>		
<p>4. Click on the Running Start Folder.</p>		
<p>5. Click on “Advisory and HSBP Lessons/Directions”</p>		
<p>6. Follow the directions for any lessons listed.</p>	<p>Directions</p> <p>9/23/2021:</p> <ol style="list-style-type: none"> 1) Review the PowerPoint presentation. 2) Complete the Career One Stop Interest Assessment. Directions are on slide 6 of the PowerPoint presentation. 3) Use Career One Stop to search different careers. 4) In your HSBP Google form, follow the prompts and write down four careers you are interested in. 	<p>Materials</p> <p>PowerPoint Presentation Interest Assessment Directions HSBP Class of 2022 Google Form HSBP Class of 2023 Google Form</p>
<p style="text-align: center;">EACH WEEK A NEW LESSON WILL BE POSTED, YOU ARE RESPONSIBLE FOR CHECKING SCHOOLOGY AND COMPLETING ALL REQUIRED ADVISORY LESSONS.</p>		